

# THE PARENTS' GUIDE TO Year 13 Results Day

**August 2025**



THE PARENTS' GUIDE TO

# Year 13 Results Day

August 2025

## Terms of use

If you've downloaded this guide on our website, thank you and we hope you'll love it. It's for your personal use on any of your own devices. Sharing with others breaches the copyright terms.

[Details and our full terms are here.](#)

If you're a school or college and would like to share our guides with your parents free of charge we offer school licences.

[Details about purchasing a school licence can be found here.](#)

Follow us on:



Click to stay in the loop

# Contents

Jump to any section.  
Just click

2.

3.

4.

5.

6.

7.

8.





# Introduction

**There's intense focus on results day and it can be a nerve-wracking time for you and your teen, both in the lead up and on the day itself.**

Once final exams are over in May/ June, it seems as if nothing more can be done except wait out the long weeks until results are announced. All this tension and anticipation can build, setting off a wonderful release if the results are good, but something potentially damaging if things haven't gone as planned.

Results Day is an important marker in your teen's academic achievements. It can seem like the ultimate verdict on what your teen's got out of studying at sixth form or college; however, the more realistic perspective is that it's a useful indicator as to whether your

teen's on the right path. If results are poor, perhaps they need to take a different track, such as going into the world of work, focusing on qualifications that involve more practical studies instead of classroom studies, or where course work and ongoing assessment are the basis for grading rather than examinations.

A-level results day is a pivot point, marking the transition from one phase to another. It's not the final destination, it's one step in a much longer journey. In this guide we'll share with you what you can do to help your teen prepare for their results, what you can do if they don't get the results they'd hoped with an outline of all the options available, and advice on where to get more help if you need it.

## Join our Parent Club! *We're here for you*

*Everything you need to help your teen get the best out of GCSE and sixth-form*

- **Advice** when you need it
- **Actions** you can take at home -starting today
- **Live calls** with us so you can ask questions

**Discover more**





# Leading up to Results Day

It's a myth that there's no action to take ahead of results day, so neither you nor your teen should feel you just have to sit it out. One of the best ways to help the day go smoothly is to plan ahead and make sure they know what steps to take, especially if the worst happens and their results are disappointing.

Don't forget, as well as being a time to rest up after a busy summer term, the holidays are also a time for your

teen to explore their hobbies and interests, including trying new ones. This is a fun way for them to broaden their experience and will help them do better in interviews later.

If they are anxious, we've also got tips on how you can help them manage stress and improve their mental resilience. This is an important life lesson and it's never too early for them to find effective ways to wind down.



## Results day checklist:

- ☒ Get an early night on Weds 13th so they're rested, even if they can't sleep properly! Trying to cope with emotional situations will be more difficult if they're tired.
- ☒ Rise and shine to head off early to get their results within an hour of them being ready – delaying could let anxiety build up.
- ☒ Eat a decent breakfast and drink plenty of fluids before heading to get their results. This will stand them in good stead if they get caught up and delayed once they're there or if they head off to celebrate with friends afterwards.
- ☒ Find out who they should speak to at school and at their next educational establishment, including phone numbers and email addresses. If they need to make calls, they'll want all the information right on hand.
- ☒ Make sure they've got pen, paper and a fully charged mobile phone with them.
- ☒ Read our guidance on **pp26-39** about next steps BEFORE results day, so they've got a good idea of what appeals most as Plan B if Plan A falls through.
- ☒ Reassure them that you are there for them, with love and support, because of who they are. Your love is not dependent on what results they get.



# Developing Interests & Skills

What your teen does outside of study can be extremely valuable in shaping their future. Interests that don't seem connected to their ultimate goals could well have a significant impact on whether they achieve them. Exploring interests will also help them discover what they enjoy most.

## Improving adaptability

Having a broad range of interests allows different parts of the brain to develop and rest. This will help your teen improve their resilience, widen their field of experience, and improve their ability to think flexibly.

## Developing skills

Hobbies and interests are the best way for teens to develop skills, whether they have interests they share with others, enjoy alone - or both.

## Balance is key

Balance is key. Adults who are able to combine being active, having fun and working usually achieve more because they use their time effectively when focusing on any one area and find it easier to switch focus when changing between different activities.



## Developing their passions

What's great about encouraging your teen to pursue their interests is that it could cover anything from typical hobbies to something outside the mainstream. The point here is: does your teen have a passion for anything? It may seem a strange passion or it could be something totally conventional - but do they enjoy it?

Typical hobbies might include reading, football, gaming, vlogging but less usual hobbies might include stand up comedy, candle making, puppetry, pet sitting, stone skipping or rapping. Does their hobby result in them meeting and communicating with new people (whether online or in person?), learning a new skill, competing in teams, getting creative or being extremely time efficient? These are all excellent transferable skills that are central to helping your child stand out from others.

Of course, it's not always true, but it is rather nice if your child's hobby takes them offline for a little bit too!

Enjoying a life where each day involved different types of activities should help them sleep too.

## Skills they'll develop

- ✓ **Commitment** – Understanding the benefit of maintaining interest over the long term
- ✓ **Communication** – The ability to express complex ideas clearly and simply with others, either in writing or speech
- ✓ **Critical thinking** – Unafraid to ask questions and delve into deeper meaning
- ✓ **Focus** – Being able to concentrate on one thing at a time and not getting distracted
- ✓ **Leadership** – Being able to motivate and inspire others to take or follow action
- ✓ **Listening** – Actively listening and hearing what others are saying
- ✓ **Passion** – Feeling strongly about certain things and taking appropriate action to demonstrate and channel this passion
- ✓ **Problem solving** – Being able to think of, and develop, inventive solutions to problems
- ✓ **Resilience** – The ability to manage stress and bounce back when faced with difficulties – required to succeed under pressure
- ✓ **Teamwork** – Being able to collaborate and co-ordinate with others
- ✓ **Time management** – Using time effectively to maximise outcomes



## Why soft skills matter

Soft skills, or transferable skills, are developed through what we do, not what we're taught. These are qualities that apply in all situations, such as being a good communicator, showing initiative or paying attention to detail.

## Helping your teen stand out

During interviews, whether for jobs or places in further education, interviewers are likely to see candidates of a similar age, with similar qualifications and similar classroom experience, so it's what happens outside the classroom that helps them differentiate one candidate from another.

## Discover more

- ✓ [National Careers Service](#)
- ✓ [UK Skills Builder](#)
- ✓ [The Parents' Guide to](#)

*I'm interactive too!  
Just click on the link*

## How can my teen develop their personal attributes and transferable skills?

As a teenager, the best way of developing a broad range of transferable skills is through non-academic interests, such as hobbies, co-curricular activities, super curricular activities and ensuring a balance of time spent with family, friends, other students and alone.





# 10 ways to deal with anxiety ahead of results day

In the lead up to results day, help manage your teen's stress and nerves with our tips on instant ways to reduce stress. They're easy to put into action and most of them can be done anywhere at any time, with a positive impact in minutes.

However, don't forget, some of their stress may be caused by fear of letting you down, so let them know you love them for who they are and, whatever their results, that won't change.

## 1. Get laughing



Laughter literally changes the chemical composition in the body. Put on a favourite comedy show, sit back and watch. Easy to do even if concentration and energy levels are low. Half an hour is ideal, but there are lots of short clips on You Tube and a burst of laughter will reduce stress instantly.

## 2. Take a bath




Another easy one when energy levels are low. For best effect, add some essential oils, bubble bath or anything that creates a smell that makes them feel nurtured (good examples are lavender, vanilla, chamomile or cinnamon). Lay back, relax in the warm water and stress will wash away. Great to try ahead of bedtime, to help promote a restful night's sleep.

## 3. Take a walk!



Being physical is fantastic for both physical and mental health. This needn't be a great long trek – just ten minutes of brisk walking can get the circulation flowing, activate muscles, clear the head and stimulate the mind with more positive thoughts.

## 4. Look at what inspires you



Whether it's a photo, picture, painting, fabric, building or statue, looking at inspiring things will give them a lift. Encourage your teen to keep photos of anything that sparks joy in them on their phones so it's easy to look at; each time they do, they'll get a boost of feel-good hormones.

## 5. Read (or listen) to a book



One of the great things about reading a book is that it's a creative process. Unlike a film where they're presented with images and just need to watch, as they read a book the writer is inviting them to picture the situation in a way that resonates with them. It's a terrific way to step into another world and place – even if only for a few minutes at a time.



## 6. Help someone else



Good deeds create virtuous circles. They're not only helpful to the recipient, the giver gets a feel good boost from helping someone else. Win-win all round. It's one of the reasons volunteering is a great idea. Doing the occasional thing for our friends, family and neighbours can create the same effect.

## 7. Stretch



Stress tends to make us tense up, contracting muscles, folding inwards on ourselves, compressing the lungs and body. Combat stress by stretching one body area at a time and loosening the tension that's built up.

## 8. Breathe



Stress can cause unhealthy breathing, so teach your teen some breathing techniques to help them instantly restore balance, reduce their heart rate and feel calmer. Simply breathing in through the nose for five seconds and then out through the mouth for five seconds can help – repeat this for two or three minutes.

## 9. Play some music



There is no quicker and easier way to completely change their mood than listening to a piece of music. Make sure your teen's playing a feel-good vibe if they need uplifting, or a calming tempo if they're trying to relax.

## 10. Snuggle up with a pet



Having a cuddle with our furry friends can be very soothing and help relieve anxiety.



## The Parents' Guide to Teenage stress & anxiety

- How to spot the signs of anxiety and stress
- Ways to help right away
- Long term strategies to build their resilience
- Coping with rejection
- Encouraging healthy routines
- Looking after the basics
- Where and when to get help and support

**Buy now**



# When to Get Support

Don't be tough on yourself and expect to have all the solutions for your child's needs. It's absolutely fine to call on professionals to help you help them. Professional support includes more than counsellors and psychiatrists (although both these approaches can be helpful). There's a range of professional options available including:

1. **Teachers at school** – both in an academic capacity to help understand subjects better, as tutors to help create better ways of working outside school and pastoral experts who can help with emotional issues;
2. **Some schools have an independent counsellor** available with whom your children can talk in confidence (i.e. they will not relay the information to the school);

3. **Peer support networks** – these can be very helpful as speaking to someone of a similar age can sometimes feel easier than speaking to an adult, or speaking to someone just slightly older, who has more recently been through a similar experience can be very reassuring;
4. **Charities** – most now offer both online and telephone support. This anonymity (i.e. not being face-to-face) can make talking over problems and worries easier.

## Too much anxiety

If your child is showing several signs of anxiety on a regular basis (several days each week) over a prolonged period of time (several weeks) then do seek help from external support services and a good place to start might be visiting your GP.

AnxietyUK



**Make sure your teen knows your love isn't dependent on their results**





**Encourage your teen to collect their results in person**

## A level / Vocational Results Day

### When are results available?

Students can collect their results as early as 08.00 am on **Thursday 14 August**. Be sure to check with your teen's school/college or educational establishment, as they may open at different times.

The best idea is for students to collect their results in person because there will be staff on hand to help them with next steps, whatever their results might be.

Students will receive a result slip (sometimes called a Candidate Statement of Provisional Results) detailing grades that have been awarded, and the individual mark per paper. They'll get their certificates in the autumn.

### Preparing to collect results in person

Tempting though it may be to hold their hand, allow them to go alone if that's what they want to do.

We'd recommend a good breakfast ahead of heading off early to collect results, so they're properly fuelled for whatever lies ahead.

Don't let them put it off (especially if they're worried about the grades they might get) as they'll end up spending the day worrying about what's to come and increasing anxiety.

### Being prepared makes life easier.

Make sure their phone's fully charged, they have pen and paper (or something for note taking when using the phone), photo id, any acceptance letters and contact names and phone numbers of people they may need to speak to.

### Other ways to collect results

If your teen can't collect the results themselves, they can be sent by post or there may be different secure ways to collect results (such as by telephone or via the parent portal) depending on the school/college/education provider. You can check this with them ahead of results day.

Alternatively, someone else can collect the results for them, so long as they have a signed letter of authority from your teen and ID. Results are in a sealed envelope, so there can be no sneaky-peeking before your teen!



# Join Our Parent Club!



## Everything you need to support your teen

- ▶ Actions you can take at home
- ▶ Advice designed to fit to the school year
- ▶ Focus on next steps, study and wellbeing
- ▶ Regular live video chats

**JOIN TODAY - £4.99**

# Read Our Parent Guides

## Wellbeing:



CLICK ON A GUIDE  
TO VISIT OUR  
WEBSITE



## Exams and Life Skills:



*Each guide is  
designed with YOU  
in mind, offering  
clear, practical steps  
you can take at  
home.*

## Next steps:





# What Results are Available?

## GCE Qualifications:

| GCE Qualifications |          | EPQ | UCAS POINTS |
|--------------------|----------|-----|-------------|
| A level            | AS level |     |             |
| A*                 |          |     | 56          |
| A                  |          |     | 48          |
| B                  |          |     | 40          |
| C                  |          |     | 32          |
|                    |          | A*  | 28          |
| D                  |          | A   | 24          |
|                    | A        | B   | 20          |
| E                  | B        | C   | 16          |
|                    | C        | D   | 12          |
|                    | D        |     | 10          |
|                    |          | E   | 8           |
|                    | E        |     | 6           |

## T Levels:

| T Levels                      | UCAS POINTS |
|-------------------------------|-------------|
| Distinction*                  | 168         |
| Distinction                   | 144         |
| Merit                         | 120         |
| Pass (C or above on the core) | 96          |
| Pass (D or E on the core)     | 72          |

## BTEC Qualifications:

| BTEC Qualification (QCF/RQF) |                    |         |                  | UCAS POINTS |
|------------------------------|--------------------|---------|------------------|-------------|
| Extended Certificate         | Foundation Diploma | Diploma | Extended Diploma |             |
|                              |                    |         | D*D*D*           | 168         |
|                              |                    |         | D*D*D            | 160         |
|                              |                    |         | D*DD             | 152         |
|                              |                    |         | DDD              | 144         |
|                              |                    |         | DDM              | 128         |
|                              |                    | D*D*    | DMM              | 112         |
|                              |                    | D*D     |                  | 104         |
|                              |                    | DD      | MMM              | 96          |
|                              | D*D*               |         |                  | 84          |
|                              |                    | DM      | MMP              | 80          |
|                              | D*D                |         |                  | 78          |
|                              | DD                 |         |                  | 72          |
|                              |                    | MM      | MPP              | 64          |
|                              | DM                 |         |                  | 60          |
| D*                           |                    |         |                  | 56          |
| D                            | MM                 | MP      | PPP              | 48          |
|                              | MP                 |         |                  | 36          |
| M                            |                    | PP      |                  | 32          |
|                              | PP                 |         |                  | 24          |
| P                            |                    |         |                  | 16          |



International Baccalaureate

Results for International Baccalaureate (IB) will be released on6 July 2025..

| INTERNATIONAL BACCALAUREATE DIPLOMA |                                 |   |   | UCAS<br>POINTS |
|-------------------------------------|---------------------------------|---|---|----------------|
| IB DIPLOMA<br>HIGHER<br>LEVEL       | IB DIPLOMA<br>STANDARD<br>LEVEL | IB EXTENDED<br>ESSAY/<br>THEORY OF<br>KNOWLEDGE | WELSH<br>BACCALAUREATE<br>SKILLS<br>CHALLENGE |                |
| H7                                  |                                 |   | A*  | 56             |
| H6                                  |                                 |   | A   | 48             |
| H5                                  |                                 |   | B   | 40             |
| H4                                  | S7                              |   | C   | 32             |
| H3                                  | S6                              |   | D   | 24             |
|                                     | S5                              |   | E   | 16             |
|                                     | S4                              | A   |   | 12             |
|                                     | S3                              | B   |   | 10             |
|                                     |                                 | C   |   | 8              |
|                                     |                                 | D   |   | 6              |
|                                     |                                 | E   |   | 4              |

Functional and/or Essential skills:

Results of Functional and/or Essential skills are not released on specific dates, so speak to the assessment centres to find out when these will become available.

Apprenticeships:

Whilst most Higher apprenticeships (level 4 and above) run alongside the academic year, there’s no official date to receive apprenticeship results. It will vary depending on the length of the apprenticeship and when it was started.





# Qualification/Educational Routes

|                   |                                     |                                  |  |   |  |
|-------------------|-------------------------------------|----------------------------------|--|---|--|
| Level<br><b>8</b> | Doctorate (PhD)                     |                                  |  | NVQ 8                                       |  |
| Level<br><b>7</b> | Masters degree (MA)                 |                                  |  | Degree apprenticeship /<br>NVQ 5, 6, 7      |  |
| Level<br><b>6</b> | Bachelors degree<br>BA or BSc       |                                  |  |   |  |
| Level<br><b>5</b> | Foundation degree<br>FdA or FdSc    | Higher National Diploma<br>(HND) |  |   |  |
| Level<br><b>4</b> |                                     |                                  | Higher National<br>Certificate (HNC)               | Higher<br>apprenticeship / NVQ 4            |  |
| Level<br><b>3</b> | A levels<br>Grades A-E              | International<br>Baccalaureate   | T Levels   | BTEC (extended) diploma<br>BTEC certificate | Advanced<br>apprenticeship / NVQ 3     |
| Level<br><b>2</b> | GCSE<br>Grades 4- 9 (C, B, A or A*) |                                  | BTEC first diploma                                 |   | Intermediate<br>apprenticeship / NVQ 2 |
| Level<br><b>1</b> | GCSE<br>Grades 1- 3 (D,E,F or G)    |                                  | Foundation diploma /<br>entry level qualifications |   | Traineeship / NVQ 1                    |
| Academic route    |                                     |                                  | Vocational route                                   |   | Applied / work route                   |

## Levels of Education

In England, Wales and Northern Ireland there are 8 qualification levels (1 - 8) plus an entry level qualification for those just starting. Generally, the higher the level, the more difficult the qualification is.

With so many different qualifications, it can be hard to know what they mean and where they might lead to next. To help you understand, we've created a summary of what the levels mean highlighting academic, vocational and work-based routes to higher education.



# Understanding Options

## Getting the results they'd expected

Congratulations! This is wonderful news - time to celebrate.

## Getting better results than they'd expected

Congratulations! This is wonderful news and they can go onto their next steps as planned, or reconsider their options if there is an alternative path they would prefer to take. Time to chat to their teachers at sixth form, college, or other education provider about their options before celebrating!

## What to do if results are disappointing

The most important thing is to remember that this is not the end of a successful career for your teen, albeit that they may need to take a different approach than what they had originally planned. Try to be supportive and reassuring; there are always alternatives, and a positive outlook usually speeds up finding the right solution.

## Staff will be on hand to help

Make sure you know who to contact at your teen's school or college for

advice and support if results do not go as planned. Find out this information ahead of results day so you have the details to hand, should your teen need them.

## Resits

Students can retake their exams if they are disappointed with the results. This is not a decision to be taken lightly. In most cases, it will not be possible to resit until 2025 summer exam period and students will need to pay for retakes. They can choose to resit at school, college or online – it does not need to be the same place they took their original exams. If they obtain a lower mark when resitting an exam, they can choose to use the higher mark achieved.



## Appeals

If the marks seem inappropriate given your child's skill level, it's possible to apply for a remark. It's vital your child speaks to their subject teacher first and confirms their opinion.

## Grades can go down as well as up

An important consideration when applying for remarking is that, whilst there's a possibility that the paper

may have been unfairly marked down and, following reassessment, a higher grade allocated, the reverse could also be true, in which case your child may be allocated a lower grade than originally awarded.

If applying for re-grades, keep the university advised of both intention and progress. They are not obliged to hold the place open through Clearing.. Check the deadline for submitting the review application with the exam board.

## Where to get independent help



Sometimes it's easier to discuss next steps during times of disappointment with someone who isn't directly or personally involved.

The Exam Results Helpline is also available and can be used to access free support from trained careers advisors

They're open 08.00-20.00 Mon-Fri and 10.00-17.00 Saturdays and Bank Holidays. Opening hours are extended around results day.

**[Click here for the latest.](#)**



# If They've Applied to University

UCAS will receive your child's results directly and update their system which adjusts to reflect university offer status.

This happens from 08.00 am, but the system can be busy, so access could be delayed. It does not show your child's results, so it may be better to wait until the results have been reviewed and consolidated, rather than being faced with a disappointing rejection ("unsuccessful") without a full understanding of why the desired outcome hasn't been achieved.

UCAS will show the university status offer. It will show:

- **"Unconditional"** (place and course confirmed – this means that the entry requirements for the previously conditional offer have been met)
- **"Unsuccessful"** (conditions not met, no place)
- **"Unconditional changed course"** (they have not succeeded in achieving a place on their desired course, but are being offered an alternative with lower entry requirements)

## Achieving the desired results

Celebrations ahead! If your child has a conditional offer and meets the grades, that offer will switch to "unconditional" and they should receive a confirmation letter from UCAS with details of next steps (it varies university to university). However, if they've matched their offer but since changed their mind about their university or subject choice, they can reject their offer and go through Clearing to try something else.

Don't forget, there is no guarantee that they will get the course they want through Clearing but it does provide alternatives and options if they realise they've made a mistake earlier on in the application process rather than reapplying the next year.

## Surpassing the desired results

Previously, "adjustment" was a process where students who received better grades than anticipated could apply to another course or university where entry options were higher than they thought they could achieve. Few students took up this option, because most were happy to accept the university place they had been offered, and as of 2022 university entry, the adjustment process has been discontinued.

Students who want to apply to a different university, because they have outperformed the conditions of their offer, can decline their place and go through Clearing to apply for a course with higher entry requirements. If they use Clearing Plus, they will be signposted to relevant universities with spaces whose entry requirements match their results.

## Failing to get a place

Yes, it's disappointing, but there are still plenty of options available and it's all important to keep your child motivated and not let them feel like a failure. This can be difficult if you feel they ignored warnings and did not put in enough effort, but this is, itself, a significant learning experience and may put them on a more productive path in the future.

Options will vary dependent on the variance between their predicted grades and what they actually achieved. If they missed by a small margin, it's possible to speak to the university and see if they will make an exception. Alternatively, they can apply for another place by going through Clearing. If they need time to refocus, a gap year could be an option or check out the information in "other choices".

## Declining a place

No matter the reason, a student can decide to decline a university place. It

could be because their circumstances have changed, they have decided on an alternative course, they don't want to go to university or other reasons.

Declining a place is not a problem but remember: it is an irreversible decision and they will not be able to change their mind and get the offer reinstated once they have turned it down. So before declining a place, make sure other options have been thoroughly researched (or confirmed, if it is to accept an offer elsewhere) and it is absolutely the right choice. It would be a great shame to turn down a good opportunity in the hope of achieving a better one and then ending up with no offer at all.





# Results Day Flowchart

Did your child meet the required grades for their first choice university?

YES

Are their grades better than expected?

YES

NO

**Well done**

Your child has an offer from their first choice university.

*University track not updated?  
Contact the university for more information.*

Has your child still been offered a place in their first choice university on university track?

YES

NO

YES

Has your child been offered a place to their Insurance university?

NO

**Great**

Your child has an offer from their insurance university.



# Understanding Clearing

Clearing is the system universities use to fill up any vacancies they have on a course. It's available to students that don't have any offers: either because they have not succeeded in meeting criteria for conditional offers or because they have rejected all the offers they have.

Don't feel that because a university offers a university place through Clearing this means the courses are undesirable. It is possible that fewer students applied than anticipated; students didn't achieve the minimum entry requirements; or successful students had a change of heart.

## How it works

Students must apply (through UCAS) to participate in Clearing.

If a university hasn't responded and confirmed the place for which your child originally applied (for example, they may be just below entry requirements and the university is considering whether to make an offer) they will not be eligible to apply for another course through Clearing until such time as they have received a rejection. In this scenario, it's worth making direct contact with the university in question to get an update on status.



## Find out what is available

Use the UCAS website to find out which courses are available via Clearing. This will not be a full list of all university courses, but a list of all those that are available now that results have come out and universities know whether or not the students to whom they have offered places have met the grades. Of course, some courses will not appear because they are fully subscribed, but there will still be plenty of choices. In some cases, courses in which your child may have been interested but did not meet entry requirements might appear if many students failed to meet the entry requirements at the time of results.

Some courses (such as Oxbridge and medicine) do not offer places through Clearing.

## Don't waste valuable time

It's a good idea to speak to the university in person before applying for a place through Clearing to find out if the course is still available, whether your child meets the entry

requirements, and whether the course is suitable for them. Students need to call themselves rather than have someone call on their behalf. The university is going to consider whether to offer them a place, not their representative! In some cases, the universities may make an offer over the phone – but if not, they will revert relatively quickly.

It may seem obvious, but worth remembering: the most popular universities have the most applicants and fill spare places first, so your child needs to be ready to act quickly to secure the best options.

Clearing Plus is a new UCAS Clearing tool which will match unplaced undergraduate applicants to relevant courses with vacancies. Designed to help speed things up, UCAS uses what they know about your teen to suggest courses they might like to express an interest in. Your teen can access this tool by logging into their UCAS account and clicking on the button 'View Matches'.

We recommend that your teen uses this alongside the Clearing search tool.



# Considering Other Options

It's important to remember that university isn't for everyone. An increasingly popular alternative is apprenticeships and traineeships. Or there are school leaver programmes which give a direct route into employment and can result in further qualifications. If your teen needs more time to figure out their next steps, a gap year can offer breathing space.

## Apprenticeships:

Apprenticeships combine study at college or university with work. If your child knows what sort of job they might like to do, this provides an ideal opportunity to go straight into the workplace whilst still formally developing their skills and gaining a qualification. It's certainly not an easy option – holding down a full-time job (albeit with one or two days each week to attend university) and keeping up with studies can be tough.

## Discover more

- ✓ [UCAS](#)
- ✓ [Apprenticeships](#)
- ✓ [GOV UK](#)

But with a salary, holiday entitlement and sick pay along with access to the university experience and no post qualification loan (their employer and the government fund all costs), it makes for an attractive proposition. Most apprenticeship last for about two to four years and the minimum wage is £5.28 per hour. There are entry requirements at four different levels, from the equivalent of five GCSE passes to the equivalent of a master's degree.

## Traineeships

Traineeships are much shorter and last six weeks to six months. They are a great way to prepare for apprenticeships (if your child doesn't have the minimum entry requirements) or to get first-hand experience of what a job is like.

## School leaver programmes

School leaver programmes offer opportunities to join the workplace straight after sixth form studies and commence skills development and career progression through experience as well as studying to obtain a nationally recognised qualification. Entry requirements vary from employer to employer.

## Gap year / deferred entry

Taking a year out between school and university can provide the opportunity to find out a little bit more about personal preferences rather than being directed by schools, colleges (and parents!). It's also a good opportunity to find out how your child fares fending for themselves.


A gap year can be taken while entry to university is being deferred, once a place has been accepted (allowing a year between leaving school and starting university), or if university is not the next step at all.

Traditionally, this is a year spent travelling overseas, but it needn't focus exclusively on that. Volunteering and work experience can also be incorporated and inform your child's likes and dislikes, as well as giving them valuable first-hand experience in a variety of areas they may not have had chance to try out. However, for some a gap year can be distracting and, if not well-planned, could prove somewhat directionless, which is unlikely to be beneficial.

Some students want to enter the world of work straightaway or, if they haven't achieved the results they had hoped, they could always try retakes or other sixth-form subjects.

## University reapplication

Should your child decide to reapply to university for any reason, be sure they save a copy of their UCAS application so they do not have to rewrite everything, as the original application is deleted from the central database each year.





# A summary of all their options - Part 1

|                           | Qualification Type                      | Length of Commitment                                      | Tuition Costs   | Living Costs  | Alternatives  |
|---------------------------|---|---|---|---|---|
| University Degree         | Bachelor of Arts or Bachelor of Science | 3-4 Years<br>(Some degrees, such as medicine, are longer) | £££ - Students take out a “tuition fee loan” to pay course costs. No repayments are made until the student is earning £25k in the April after graduation. Any outstanding debt is wiped clear after 40 years. | £-£££ - May receive a “maintenance loan” dependent on parents’ income; however, this is rarely sufficient to cover all costs and students will either need to supplement by working or have help from their parents (or both!). | Degree apprenticeships  |
| Degree Apprenticeship     | Bachelor of Arts or Bachelor of Science | 3-4 Years<br>(Some can be longer, even up to 7 years)     | £0 - Course costs (at university) are paid by the company and government.   | £-££ - A salary is paid, but parents may need to subsidise living expenses, especially if relocating to an expensive area.  | Could also consider school leaver programmes (non degree apprenticeships) |
| Non-degree Apprenticeship | Advanced or Higher apprenticeship       | 6 Months – 3 Years  | £0 - Course costs (usually at college or by an education provider) are paid by the company and government.  | £-££ - A salary is paid, and shorter apprenticeships may be local so students can continue living at home, but parents may need to subsidise living expenses, especially if relocating to an expensive area.                    | Higher education courses  |
| Higher Education Courses  | HNDs HNCs, Foundation Courses, Diplomas | 1 – 3 Years<br>Some are part-time.                        | ££ -Tuition fees need to be paid but these are less expensive than university fees. Students can apply for an “advanced learner loan”.  | £ - Students can often find suitable courses at colleges commutable from home, but there are still living expenses to be covered.   | Non degree apprenticeships  |




# A summary of all their options - Part 2

|                      | Qualification Type  | Length of Commitment               | Tuition Costs   | Living Costs   | Alternatives                     |
|----------------------|---|------------------------------------|---|--|----------------------------------|
| Traineeship          | To prepare students for work or to go on to further education.  | 6 weeks to 6 months                | £0 - Training fees are paid by the government.  | £-££ - Not paid to work, but some expenses (such as travel) may be provided. Accommodation costs may be expensive if needing to relocate.                                      | Job with training, internship or |
| Job with training    | Depends - varies by organisation  | n/a                                | £0 - Training funded by the employer  | £ - Salary provided and jobs are usually within commutable distance  | Traineeship, internship          |
| Job without training | Work experience but not a qualification.  | n/a                                | £-££ - Any training would be self-funded  | £ - Salary provided and jobs are usually within commutable distance from home, though travel can be expensive  | Higher education courses         |
| Internship           | None  | 1-6 months, but some can be longer | £0 - Internships are about gaining practical work experience so there are rarely any formal qualifications undertaken | £-££ - Legally interns should be paid although many aren't. Some companies may cover travel expenses. Depending on the location, living and travel expenses could be costly.   | Traineeship, job with training   |
| Gap year             | Could include a year working for a charity or other employer to gain skills - not just about travelling | 1 year                             | £0 - There are no tuition costs unless retaking examinations.   | £-£££ - Gap years need not be expensive. Flights and accommodation is usually covered for overseas volunteering. Personal travel can be funded by working for part of the year | Volunteer, start a business      |



# Join Our Parent Club!



## Everything you need to support your teen

- ▶ Actions you can take at home
- ▶ Advice designed to fit to the school year
- ▶ Focus on next steps, study and wellbeing
- ▶ Regular live video chats

**JOIN TODAY - £4.99**

# Read Our Parent Guides

## Wellbeing:



CLICK ON A GUIDE  
TO VISIT OUR  
WEBSITE



## Exams and Life Skills:



*Each guide is  
designed with YOU  
in mind, offering  
clear, practical steps  
you can take at  
home.*

## Next steps:





# Next Steps - Life Skills

## Budgeting

Teach them how to budget. If you're supporting them financially, don't budget on their behalf by paying bills direct or limiting their money to a weekly allowance – in the long run it won't help them. If they receive financial loans, it's highly likely they'll get the full term's allowance at the beginning of term straight into their bank account, so it could be easy for them to spend all the money and then have nothing for the rest of the term.

Teach them how to budget for rent, bills, course materials, food and entertainment so they understand what expenses are coming up and how to put aside money so they have enough to cover the cost of living.

### Discover more

- ✓ [Budget calculator](#)
- ✓ [Money helper](#)

## Financial worries

Overspending is an issue faced by many students, which can cause anxiety for both you and your child. Consider the following:

- Make sure they apply for student discount cards, such as the National Union of Students (NUS) card and a 16-25 Railcard;
- Encourage your child to find part-time work, ideally during holiday-time, but term-time too if money is a significant issue. However, make sure your child is not neglecting their academic studies as research shows working more than 20 hours each week during term-time can have a negative impact on academic performance;
- Encourage your child to speak to a student money advisor at their university;
- Give your child tips on money saving ideas, such as buying non-branded food items and attending free events; and as a last resort
- Speak with your child's bank about extending their interest free overdraft.

## Cooking

Spend some time cooking with your child, so that they know how to prepare a few meals with fresh ingredients. These should be easy one-dish dinners that don't require lots of pots, pans and other kitchen utensils. This will not only stand them in good stead for inexpensive and healthy eating, but being able to host dinners will make them popular with other students too.

## Course preparation

If your teen is going on to higher education, remind them to check their new timetable, pre-reading and travel time so they become familiar with the rhythm their new life will take.

Some courses may also require several key text books. Check whether the university/college has a second-hand book shop and try to visit early to find the best bargains.





# Next Steps - Moving Out

## What to pack

If your child is leaving home for the first time, they may need help with deciding what they'll need to take with them. This means everything from clothes, course materials, laptops, phones to bedding, cooking equipment and all the appropriate paperwork such as bank accounts, TV licences, insurance and new travel passes. It will make their life easier if they know how to plan ahead and it will make you feel more comfortable knowing they are well-prepared.

Try to keep to the basics when it comes to kitchen utensils and try to purchase items, which are easily identifiable - bright colours or patterns will help your child keep track of their items, especially if they are in shared accommodation.

If you are helping your child move, then it may be a good idea to factor in some time for a trip to the local shopping centre for any last minute purchases, such as household cleaning items.

10:10

### Don't forget:

#### Important documents

- Passport
- Driving licence
- All university / college and accommodation correspondence
- Apprenticeship contract
- Insurance documents
- Bank details
- Parking permit

#### Electricals

- Laptop and chargers
- Mobile phone
- Headphones
- Extension cables

#### Stationery and course books

#### Kitchenware

- Cutlery and crockery
- Kitchen utensils
- Family recipes
- Cook books

#### Bedroom

- Coat hangers
- Duvet, pillow, mattress protector and sheets
- Wash kit
- Photographs of family & friends





# Leaving home shopping list - [click here for our best buys](#)

I'm interactive!  
Click each item for  
inspiration!

## BEDROOM

### Essentials:

- ☐ Alarm clock
- ☐ Bin (small)
- ☐ Books
- ☐ Coat hangers
- ☐ Mirror

### Extras:

- ☐ Beanbag
- ☐ Cushions
- ☐ Door wedge
- ☐ Extra storage
- ☐ Family photos
- ☐ Over door hangers
- ☐ Plant
- ☐ Rug
- ☐ Wall art / posters

## SLEEP

### Essentials:

- ☐ Bed sheets
- ☐ Duvet
- ☐ Duvet set
- ☐ Mattress protector
- ☐ Pillows
- ☐ Pillow cases

### Extras:

- ☐ Diffuser / oils
- ☐ Mattress topper
- ☐ Night lamp
- ☐ Warm blanket

## BATHROOM

### Essentials:

- ☐ Bath towels
- ☐ Deodorant
- ☐ Hairbrush
- ☐ Hand towels
- ☐ Nail clippers
- ☐ Razor
- ☐ Sanitary towels
- ☐ Shampoo
- ☐ Shower gel
- ☐ Toilet roll
- ☐ Toothbrush / paste
- ☐ Wash bag

### Extras:

- ☐ Bath mat
- ☐ Flip flops
- ☐ Hair dryer
- ☐ Make-up
- ☐ Moisturiser

## FIRST AID

### Complete sets

### Essentials:

- ☐ Antibacterial wipes
- ☐ Antiseptic cream
- ☐ Hot-water bottle
- ☐ Hydration salts
- ☐ Painkillers
- ☐ Plasters
- ☐ Sewing kit
- ☐ Torch
- ☐ Tweezers

## KITCHEN

### Complete sets

### Essentials:

- ☐ Baking tray
- ☐ Bowls
- ☐ Cheese grater
- ☐ Chopping board
- ☐ Cling film
- ☐ Corkscrew
- ☐ Cutlery
- ☐ Glasses
- ☐ Knives
- ☐ Mugs
- ☐ Plates
- ☐ Pots and pans
- ☐ Scissors
- ☐ Tin foil
- ☐ Tin opener
- ☐ Tea towels
- ☐ Wooden spoons

### Extras:

- ☐ Casserole dish
- ☐ Colander
- ☐ Masher
- ☐ Measuring jug
- ☐ Plastic bag sealers
- ☐ Recipe books
- ☐ Scales
- ☐ Shot glasses
- ☐ Slow cooker
- ☐ Spice jars
- ☐ Tupperware
- ☐ Vegetable peeler
- ☐ Whisk
- ☐ Wok

## CLOTHING

### Essentials:

- ☐ Casual clothes
- ☐ Evening clothes
- ☐ Fleece
- ☐ Gym clothes
- ☐ Smart clothes
- ☐ Pyjamas
- ☐ Smart shoes
- ☐ Sports equipment
- ☐ Socks
- ☐ Rain jacket
- ☐ Swimwear
- ☐ Thermals
- ☐ Trainers
- ☐ Underwear
- ☐ Winter clothes

## HOUSE KEEPING

### Essentials:

- ☐ Coat hangers
- ☐ Door wedge
- ☐ Iron
- ☐ Laundry bag
- ☐ Washing powder
- ☐ Wet wipes

### Extras:

- ☐ Drying rack
- ☐ Mini vacuum
- ☐ Laundry basket

## STUDY

### Essentials:

- ☐ A4 folders
- ☐ File Dividers
- ☐ Highlighters
- ☐ Notepad / paper
- ☐ Pens and pencils
- ☐ Plastic wallets
- ☐ Post-it notes
- ☐ Stapler
- ☐ White-tac

### Extras:

- ☐ Calculator
- ☐ Desk lamp
- ☐ Diary / planner

## DOCUMENTS

### Essentials:

- ☐ Bank accounts
- ☐ CV and references
- ☐ Discount cards
- ☐ Exam certificates
- ☐ NHS number
- ☐ NI number
- ☐ Passport
- ☐ Passport photos
- ☐ Uni paperwork

### Extras:

- ☐ TV licence

## ELECTRICS

### Essentials:

- ☐ Batteries
- ☐ Chargers
- ☐ Extension lead
- ☐ Laptop
- ☐ Laptop case
- ☐ Multi plug adaptor

### Extras:

- ☐ Mouse
- ☐ Keyboard
- ☐ Printer
- ☐ Printing ink
- ☐ Speakers
- ☐ Television

## FUN & GAMES

### Extras:

- ☐ Bicycle
- ☐ Board games
- ☐ Computer games
- ☐ Dress-up costumes
- ☐ Fairy lights
- ☐ Games console
- ☐ Gym equipment
- ☐ Photo albums
- ☐ Playing cards
- ☐ Polaroid camera
- ☐ Projector
- ☐ Recipe books
- ☐ Sports equipment





## Final Words

We hope you've enjoyed reading this guide and feel better prepared for results day. Now it's time to enjoy the holidays with your teen, creating happy memories.

This can be a strange time for you both. Your parenting role is also about to evolve into something different as your teen steps across the threshold to adulthood. But don't forget - they still need you very much.

Leaving school and long-term friends to start a new life is exciting for your teen, but it's daunting too. There's a lot about their new life that will be different from before, especially if they're moving away from home. In this sea of change, you are likely to be their only familiar anchor. Yes, they'll need space to adapt to their new life at their own pace, but they'll also need the comfort of home and of you. In different ways, you'll both be embarking on a new journey.

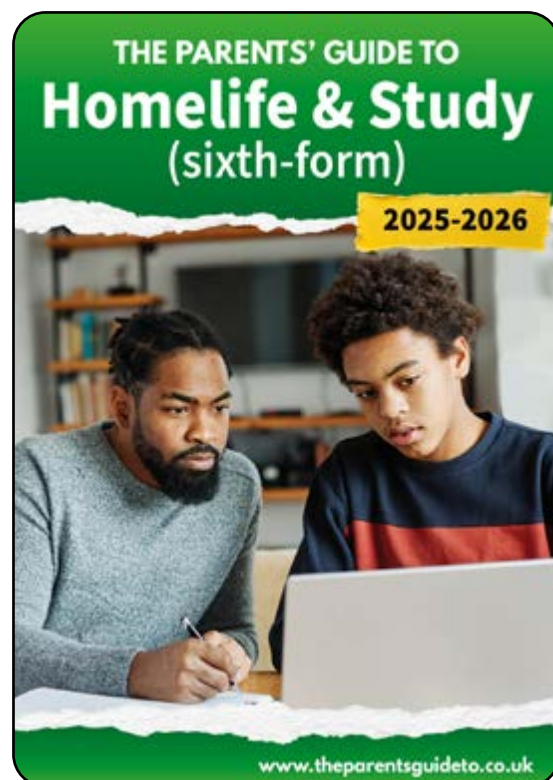
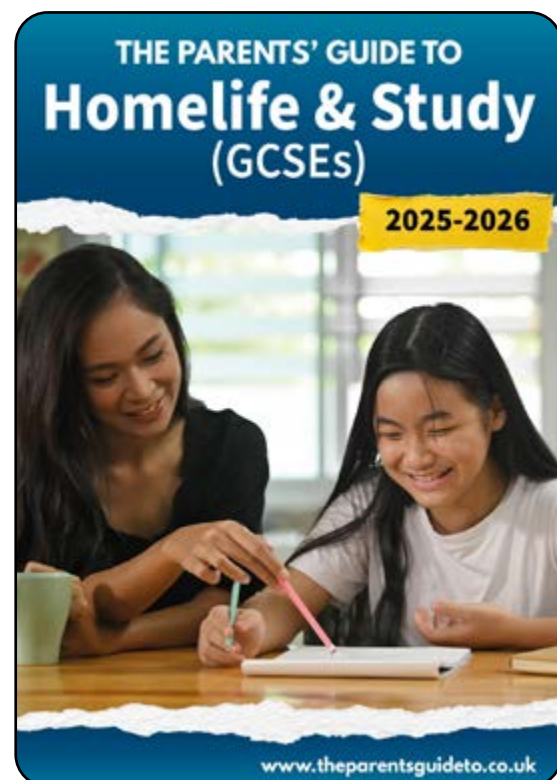

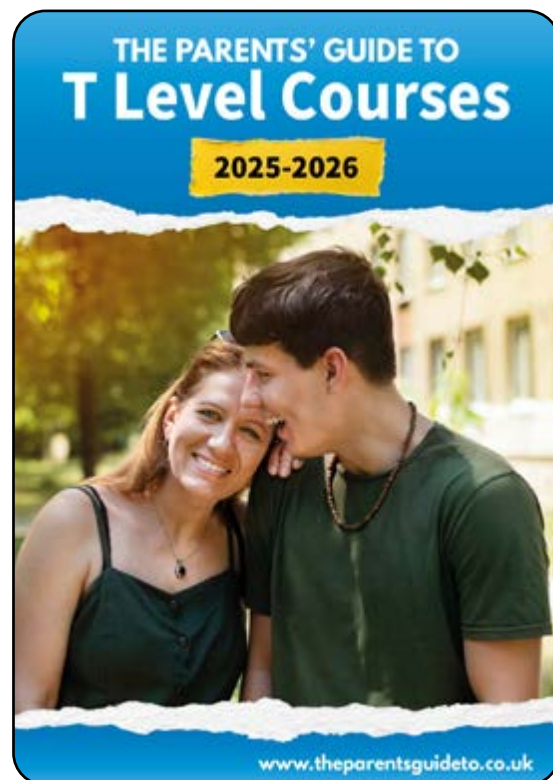
Wishing you a wonderful summer ahead.

Follow us on





# The Parents' Guide to:



## Parent Guides:

Our range of interactive guides provide you with easy to follow advice, hyperlinks to reliable sources and the most up-to-date information.

Shop now





# THE PARENTS' GUIDE TO Year 13 Results Day

**August 2025**



[www.theparentsguideto.co.uk](http://www.theparentsguideto.co.uk)